



GALLERY DRAWINGS 2

Still Life






Color in the fruits in the picture above.

Draw the three objects to the right in the picture top right. Overlap parts of the shapes so they seem to be in front of each other.



Landscape



Color in the identical cityscapes to the right. Use hot colors for one and cool for the other to create different moods.

Draw details in the landscape above like trees. Make them smaller as they go back into space.

- When things in the distance appear smaller it's called perspective. The objects in the front are in the foreground, the center objects are in the middle ground and the furthest ones are in the